



TOPSURF

LOOK BOOK 2018

© All Rights Reserved. 2018 Shenzhen Top Sports Equipment Co.,Ltd
WWW.TOP-SURFBOARD.COM



Surfing is not only a movement, but a lifestyle.

We give it a simple name water element.

71% area of the blue planet is covered by water. Human comes from water. Water is our origin. People like the feeling of touching water.

We are the ones creating something--surfboard to help people go back to human origin, and make there is no distance to touch water. Surfing gives people a complete life experience. People always want to find a professional surfboard.

What I want to tell you is there is no professional surfboard for you , it should be the one suitable for you. That's it. Human is individual. Why don't we choose the surfboards suitable for ourselves . Top Surfboard is your good Choice.



2005
11 YEARS



48000
PCS



120
CUSTOMER



SHOWROOM



01

SUP FABRIC
DESIGN SERIES

RELATED INFORMATION

➤ **DIMENSIONS > 8'8" * 29" * 4 1/2" VARIABLE**

➤ **CONSTRUCTION**

25KG / m³ EPS / PU Foam Core



TOP LAYER

6 + 4 OZ Fiberglass+ Fabric

BOTTOM LAYER

4 + 4 OZ Fiberglass+ Fabric

① Handle / ① Leash plug / ① Air vent plug / ① FCS plug for go pro camera

(Reinforcement is available)

➤ **FINS SYSTEM**

FCS +1 * 9"US Center fin (OEM / ODM is available)

➤ **DESIGN AVAILABLE**

Color Painting / Water Paste / Fabric

➤ **AVAILABLE ACCESSORIES**

Fins

Leash / Leg Rope

Bag Cover

Deck Pad / Traction Pad

Paddle





A00010




B00011



A00010



B00011



A00010 

B00011 



02

GLOSS / MATT
PAINTING
DESIGN SERIES

RELATED INFORMATION

► **DIMENSIONS > 11'4" * 31" * 4.5" VARIABLE**

► **CONSTRUCTION**

25KG / m³ EPS / PU Foam Core



TOP LAYER

6 + 4 OZ Fiberglass + Painting Design

BOTTOM LAYER

4 + 4 OZ Fiberglass + Painting Design

① Handle / ① Leash plug / ① Air vent plug / ① FCS plug for go pro camera
(Reinforcement is available)

► **FINS SYSTEM**

FCS +1 * 9"US Center fin (OEM / ODM is available)

► **DESIGN AVAILABLE**

Color Painting / Water Paste / Fabric

► **AVAILABLE ACCESSORIES**

Fins
Leash / Leg Rope
Bag Cover
Deck Pad / Traction Pad
Paddle



A00010




B00011



A00010 

B00011 



A00010



B00011



03

SUP BAMBOO
DESIGN SERIES

RELATED INFORMATION

▶ **DIMENSIONS > 8'8" * 29" * 4 1/2" VARIABLE**

▶ **CONSTRUCTION**

25KG / m³ EPS / PU Foam Core



TOP LAYER

6 + 4 OZ Fiberglass + Bamboo Veneer

BOTTOM LAYER

4 + 4 OZ Fiberglass + Painting Design

① Handle / ① Leash plug / ① Air vent plug / ① FCS plug for go pro camera

(Reinforcement is available)

▶ **FINS SYSTEM**

FCS +1 * 9"US Center fin (OEM / ODM is available)

▶ **DESIGN AVAILABLE**

Color Painting / Water Paste / Fabric

▶ **AVAILABLE ACCESSORIES**

Fins

Leash / Leg Rope

Bag Cover

Deck Pad / Traction Pad

Paddle



A00010 

B00011 



04

SUP WOOD
DESIGN SERIES

RELATED INFORMATION

➤ **DIMENSIONS >** 10' 6"*30" * 4.5" VARIABLE

➤ **CONSTRUCTION**

25KG / m³ EPS / PU Foam Core



TOP LAYER

6 + 4 OZ Fiberglass + Wood Veneer

BOTTOM LAYER

4 + 4 OZ Fiberglass + Painting Design

① Handle / ① Leash plug / ① Air vent plug / ① FCS plug for go pro camera

(Reinforcement is available)

➤ **FINS SYSTEM**

FCS +1 * 9"US Center fin (OEM / ODM is available)

➤ **DESIGN AVAILABLE**

Color Painting / Water Paste / Fabric

➤ **AVAILABLE ACCESSORIES**

Fins

Leash / Leg Rope

Bag Cover

Deck Pad / Traction Pad

Paddle

**SUP
BOARD** *QH*

A00010




B00011



05


KITEBOARD
GLOSS/MATT
PAINTING
DESIGN SERIES

RELATED INFORMATION

▶ **DIMENSIONS > 8'8" * 29" * 4 1/2" VARIABLE** 

▶ **CONSTRUCTION** 


25KG / m³ EPS / PU Foam Core


TOP LAYER 

6 + 4 OZ Fiberglass+ Fabric

BOTTOM LAYER 

4 + 4 OZ Fiberglass+ Fabric


① Handle / ① Leash plug / ① Air vent plug / ① FCS plug for go pro camera 
(Reinforcement is available)

▶ **FINS SYSTEM** 

FCS +1 * 9"US Center fin (OEM / ODM is available)

▶ **DESIGN AVAILABLE**

Color Painting / Water Paste / Fabric

▶ **AVAILABLE ACCESSORIES** 

Fins

Leash / Leg Rope

Bag Cover

Deck Pad / Traction Pad

Paddle



A00010 

B00011 



A00010



B00011



A00010 

B0001 



06

SHORT
SURFBOARD

RELATED INFORMATION

▶ DIMENSIONS > 5' * 19" * 3" VARIABLE

▶ CONSTRUCTION

25KG / m³ EPS / PU Foam Core

▶ TOP LAYER



6 + 4 OZ Fiberglass + Painting Design

▶ BOTTOM LAYER



6 + 6 OZ Fiberglass + Painting Design

① Leash plug / ① FCS plug for go pro camera

(Rail Reinforcement is available)

▶ FINS SYSTEM

G5 Fcs Fins (OEM / ODM is available)

▶ DESIGN AVAILABLE

Color Painting / Water Paste / Fabric

▶ AVAILABLE ACCESSORIES

Fins

Leash / Leg Rope

Bag Cover

Deck Pad / Traction Pad



A00010 

B000 



07

FUN
SURFBOARD

RELATED INFORMATION

▶ **DIMENSIONS > 7' * 19.5" * 3" VARIABLE**

▶ **CONSTRUCTION**

25KG / m³ EPS / PU Foam Core



TOP LAYER



6 + 4 OZ Fiberglass + Painting Design

BOTTOM LAYER



6 + 6 OZ Fiberglass + Painting Design

① Leash plug / ① FCS plug for go pro camera

(Rail Reinforcement is available)

▶ **FINS SYSTEM**

G5 Fcs Fins (OEM / ODM is available)

▶ **DESIGN AVAILABLE**

Color Painting / Water Paste / Fabric

▶ **AVAILABLE ACCESSORIES**

Fins

Leash / Leg Rope

Bag Cover

Deck Pad / Traction Pad



A00010



B00011



08

LONG
SURFBOARD

RELATED INFORMATION

➤ **DIMENSIONS > 10' * 23" * 3" VARIABLE**

➤ **CONSTRUCTION**

25KG / m³ EPS / PU Foam Core



TOP LAYER



6 + 4 OZ Fiberglass + Painting Design

BOTTOM LAYER



6 + 6 OZ Fiberglass + Painting Design

① Leash plug / ① FCS plug for go pro camera

(Rail Reinforcement is available)

➤ **FINS SYSTEM**

FCS + 1* 9" US Center fin (OEM / ODM is available)

➤ **DESIGN AVAILABLE**

Color Painting / Water Paste / Fabric

➤ **AVAILABLE ACCESSORIES**

Fins

Leash / Leg Rope

Bag Cover

Deck Pad / Traction Pad



A00010 

B00011 



09

SOFTBOARD



RELATED INFORMATION

➤ DIMENSIONS > 5' 6"* 19" * 3" VARIABLE

➤ CONSTRUCTION

26KG / m³ EPS / PU Foam Core



TOP LAYER

6 + 6 OZ Fiberglass + IXPE

BOTTOM LAYER

6 + 6 OZ Fiberglass + HDPE

① Leash plug / ① FCS plug for go pro camera

(RAIL, NOSE , TAIL Reinforcement is available)

➤ FINS SYSTEM

FUTURE fins (OEM / ODM is available)

➤ DESIGN AVAILABLE

Water paste, Sticker

➤ AVAILABLE ACCESSORIES

Fins

Leash / Leg Rope

Bag Cover

Deck Pad / Traction Pad



A00010 

B0001 



10

SHORT
SOFTBOARD



RELATED INFORMATION

▶ **DIMENSIONS > 11' *32" * 4.5" VARIABLE**

▶ **CONSTRUCTION**

26KG / m³ EPS / PU Foam Core



TOP LAYER

6 + 4 OZ Fiberglass + IXPE

BOTTOM LAYER

4 + 4 OZ Fiberglass + HDPE

① Leash plug / ① Air vent / ① Handle Plug / ① FCS plug for go pro camera
(Reinforcement is available)

▶ **FINS SYSTEM**

FCS + 1* 9" US Center fin (OEM / ODM is available)

▶ **DESIGN AVAILABLE**

Water paste, Sticker

▶ **AVAILABLE ACCESSORIES**

- Fins
- Leash / Leg Rope
- Bag Cover
- Deck Pad / Traction Pad
- Paddle



A00010



B0001



11

ISUP

RELATED INFORMATION

▶ **DIMENSIONS >** 10'6"*32"*4.8" VARIABLE

▶ **CONSTRUCTION**

- Inner PVC layer
- Outer PVC layer
- Nylon Dropstitch
- Rubber handle

🔧 Leash plug / 🔧 Air vent plug / 🔧 Handle Plug

(Reinforcement is available)



▶ **FINS SYSTEM**

Future + 1* 10" US Center fin (OEM / ODM is available)

▶ **DESIGN AVAILABLE**

Water paste, Sticker

▶ **AVAILABLE ACCESSORIES**

- Fins
- Leash / Leg Rope
- Bag Cover
- Deck Pad / Traction Pad
- Paddle
- Air vent



A00010



B0001



12

RACE BOARD

RELATED INFORMATION

➤ **DIMENSIONS > 12' * 32" * 8" VARIABLE**

➤ **CONSTRUCTION**

25KG / m³ EPS / PU Foam Core



TOP LAYER

6 + 4 OZ fiberglass+pvc+fabric veneer

BOTTOM LAYER

4 + 4 OZ fiberglass+pvc+ fabric design

① Handle / ① Leash plug / ① Air vent plug / ① FCS plug for go pro camera
(Reinforcement is available)

➤ **FINS SYSTEM**

FCS + 1* 10" US Center fin (OEM / ODM is available)

➤ **DESIGN AVAILABLE**

Color Painting / Water Paste / Fabric

➤ **AVAILABLE ACCESSORIES**

Fins

Leash / Leg Rope

Bag Cover

Deck Pad / Traction Pad

Paddle



A00010



B0001



DIMENSIONS > 12'6" * 25" * 6" VARIABLE




PADDLE

A well-balanced blade design providing great stability and good power, the axe edge adjustable, made of our advanced Chainmail Pro material and an abs edge blade consists of an adjustable shaft for secure and easy sizing. Lightweight with the strength necessary to slice through the water with its 16" convex blade.



BITE FINS



PRODUCTION



THIS WILL SHOW YOU THE MAKING OF A SURFBOARD THAT TOOK ABOUT 72 HOURS WITH 5 WORKES



DESIGN




FACTORY

CUSTOMER

TOPSURF FACTORY MADE IN CHINA

A

AKU BOARD SHAPING



B

LAMINATION

C

DESIGN





RELIABLE SAFETY PROTECTION



PACKAGE





**CONTACT
INFO**

Add: Room#203,building#B Binfensiji Longxiang Rd. Longgang Shenzhen
Tel: +86-755-28903153
Mail: sales-1@topsurfboard.com



1 50 55402 91324 5